

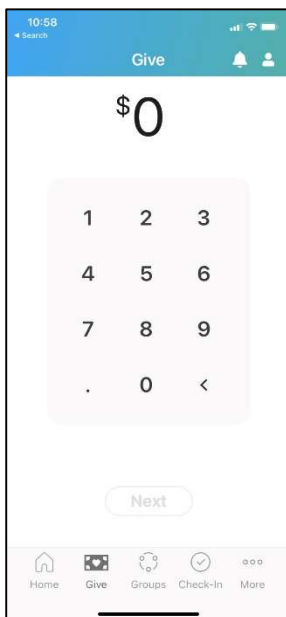


Church Center is a mobile app where you can explore, engage, and get involved throughout the week.

1. Download Church Center app to your Apple or Android device.
2. Log In: Enter your mobile number or select Use Email, tap Next.
3. Enter the six-digit code sent to your mobile number, tap Next.
4. Log in as You (You may be asked to enable face ID, your choice).
5. Opens to the Bethel Church Home page.

The **homepage** is where the congregation will learn what your church is about and get direction on how to engage.

Use the navigation icons to highlight content and move from page to page.




Give to the ministry of our church.

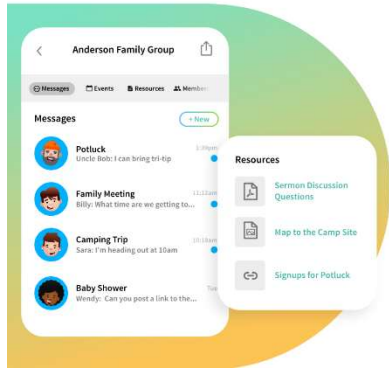
People can give with their debit or credit card, Apple Pay, or ACH bank transfer.

Giving and managing recurring donations is easy since all their payment methods are saved in their profile, as is their entire donation history.

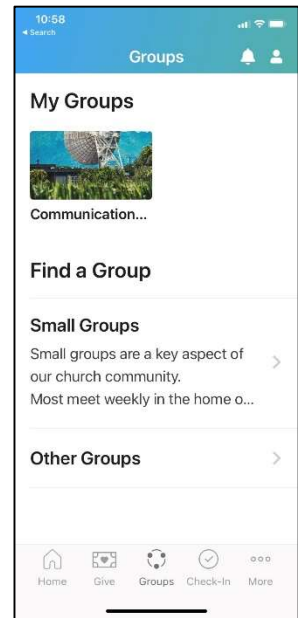
To add payment methods and view donation history:

1. Tap person icon, top right 
2. Your **Account** page opens
3. Tap **My Giving**
4. Tap **Payment Methods** to add bank account, debit/credit card
5. Tap **Recurring Donations**, **Donation History**, and/or **Statements** to view donation activity.
6. Tap **Notification Preferences** to manage donation receipts.


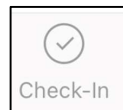
Connect with a church Group



After people join a group, they can chat with other members, see when their next group event is, and use group study materials.



Check In and Out of Events



Check-in is less hectic when parents can pre-select the family members they want to check in before they even arrive. All they have to do to check in or out is scan the security code on their phones.

Find out about upcoming events and sign up

People want to know how to get involved! You can see all the fun events coming up on the calendar.

Click the **More...** icon to view posted events and event calendar

